


**PUR Guard SR 100 or 200 or 300 Series
is PU Smooth Finish
Semi-Soft Types with Roll Sheet
for Multipurpose Hall, Indoor or Outdoor Sport Flooring**




PUR Guard SR 100, Install on Indoor Multi Purpose Hall

3 Grade of 'PUR GUARD SR 100, 200 & 300" Series with Thickness


PUR Guard SR 100	# Total Thickness 6.50-7.00mm
Top Layer is PU	: 1.50-2.00 mm Thick
Bottom Layer is Rubber Mat	: 5.00-5.50 mm Thick
Abrasion Performance	: Light Traffic
Roll Sheet	: 1.27m x 15m length



PUR Guard SR 200	# Total Thickness 10.00-11.00mm
Top Layer is PU	: 2.00-2.50 mm Thick
Bottom Layer is Rubber Mat	: 7.50-10.00 mm Thick
Abrasion Performance	: Medium Traffic
Roll Sheet	: 1.27m x 15m length



PUR Guard SR 300	# Total Thickness 15.00-16.00mm
Top Layer is PU	: 2.00-2.50 mm Thick
Bottom Layer is Rubber Mat	: 12.50-14.00 mm Thick
Abrasion Performance	: Medium Traffic
Roll Sheet	: 1.27m x 15m length



PUR Guard SR 100

PUR Guard SR 100, 200 or 300 Series range of PU smooth finish layer with bottom layer Rubber Synthetic Mat flooring systems, using only best quality raw materials and high-tech production methods. Their long lasting polyurethane sports floors are seamless from wall to wall, non porous, hygienic and easy to clean and maintain.

The high performance of the seamless surface of the **PUR Guard SR 100, 200 or 300 Series** provides the optimum slide and slip resistance.



Select Color:



PUR Guard SR 100, 200 or 300 Series Color

Installation of PUR GUARD SR for New Sport Flooring Type

- 1 All sub base of must leveling proper and compacted by vibrator
- 2 Once laying of Crushers Run/Stone base, will compacted by vibrator again.
- 3 The concrete base must require of "Laser Screed Equipment" for casting the Concrete for >90% leveling finish, due to proper tolerance and dryness, un-even finish or weave finished.
When concrete is still wet, using "Engine Type of Twin Float Machine" to floating the finish surfaces.
- 4 Surfaces preparation, clean with water.
- 5 Marking out the area, and apply one coats of epoxy primer "Epo Bond Primer"
- 6 Apply one heavy coat of epoxy adhesive "Epo Bond Paste" or modified water base adhesive "Bondcon EVA 179"
- 7 Immediately Install of PU smooth roll sheet membrane such as "**PUR Guard SR**"
For jointing finish surfaces shall lay the epoxy adhesive "Epo Bond Putty"
- 8 Once finished install, mark those Court Line with PU Paint.

Installation of PUR GUARD SR for Existing Sport Flooring Type

- 1 The Re-Topping [is mean call Re-Surfaces System] for old synthetic sports floors or new synthetic sports floors.
- 2 To remove the existing of synthetic sport materials, by sanding paper machine or scabble equipment. Once removed those materials, cleaning all surfaces by water.
- 3 The system includes for repairing damaged or cracked areas, lightly sanding the existing surface to provide a bond and overlaying with **PUR Guard Adhesive** resin
- 4 Marking out the area, and apply one coats of epoxy primer "Epo Bond Primer"
- 5 Apply one heavy coat of epoxy adhesive "Epo Bond Paste" or modified water base adhesive "Bondcon EVA 179"
- 6 Immediately Install of PU smooth roll sheet membrane such as "**PUR Guard SR**"
For jointing finish surfaces shall lay the epoxy adhesive "Epo Bond Putty"
- 7 Once finished install, mark those Court Line with PU Paint.



Flame Retardants



High Impact Resistance




High Abrasion Resistance



Easy Cleaning



High UV Resistance



Excellent Protection

PUR Guard SR Series Properties:

PUR Guard SR, Series Properties

System Properties	Method/System	Test
Surface Texture	N/F 12.1 –macro, micro, porosity	fine, polished, closed
Surface color		color chart
Resistance to Wear	EN-ISO 5470-1, ASTM C-501	Taber H181 kg 1000 cycles 3.6‰
Gloss	EN-ISO 2813	3-6‰
Friction	EN 13046-4	Dry 85 at 20°C
Friction	EN 14837 Leroux	Dry 0.7 at 20°C Wet 0.3 at 20°C
Sliding qualities	N/F 6.1	Dry 0.4 at 20°C Wet 0.2 at 20°C
Light	Color	8 (excellent)
Fastness	DIN 54004	8 (excellent)
Specular	light	0.1 – 0.3 (color dependant)
Reflectance	EN 13745	0.1 – 0.3 (color dependant)



LaMaCo System Sdn Bhd

407, Jalan Perusahaan 6, Taman Bandar Baru Mergong,
05150, Alor Star, Kedah. Malaysia

Tel : +60-4-77 11111 Fax : +60-4-77 24444

Http : www.lamaco.com

Email : info@lamaco.com

Important 1: While the information and data sheet contained in this promotional literature are presented in good faith and believed to be reliable, they do not constitute a part of our terms and conditions of sales unless specifically incorporated in our Order acknowledgement. Nothing herein shall be deemed to constitute a warranty, express or implied, that said information or data sheet are correct or that the products described are merchantable or fit for a particular purpose, or that said information, data sheet or products can be used without infringing patent of third parties.

Important 2: **LaMaCo Malaysia** products are not guaranteed against defective materials and manufacture & are sold subject to its standard Terms & Conditions of sale, copies of which may be obtained on request. Whilst **LaMaCo Malaysia** endeavors to ensure that any advice, recommendation, specification or information is accurate and correct, it cannot- because it has no direct or continuous control over where or how its products are applied – accept any liability either directly or indirectly arising from the use of its products, whether or not in accordance any advice, specification, recommendation or information given by it.

Health & Safety Some of the components of this product may be hazardous during mixing and application. Please consult the relevant Health & Safety Data Sheets, available from **LaMaCo Malaysia** on request and sent with each delivery.