

Self Adhesive on Both Side, HDPE Waterproof Membrane, for Wet Applied and Dry Applied on Reinforced Concrete at Basement/Under Ground Floor Slab/Wall or Roof Slab Mortar Screed System

Products

Roof Gard SA, is a both side bonded, self adhesive, HDPE film Polyester reinforced, multi layer's, waterproofing sheet membrane based on premium-quality flexible non-woven according to EN 13956.

Roof Gard SA has no built-in stress at the time of production and has a fully Encapsulated carrier with no risk to delimitation or water-wicking. The dimensional stability of **Roof Gard SA** is excellent.

3 Type of Finishing Products System

Roof Gard SA-15SF


Pre-Applied, Fully Bonded HDPE Waterproof Membrane with Sand Finish

Roof Gard SA-15WSF

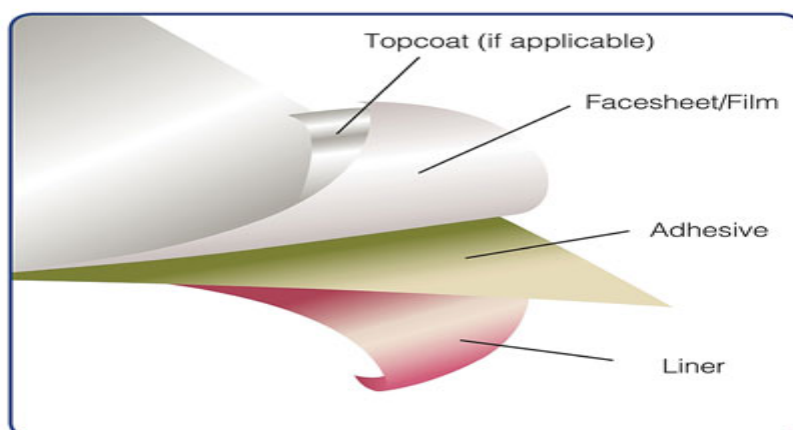
Pre-Applied, Fully Bonded HDPE Waterproof Membrane without Sand Finish

Roof Gard SA-15PF

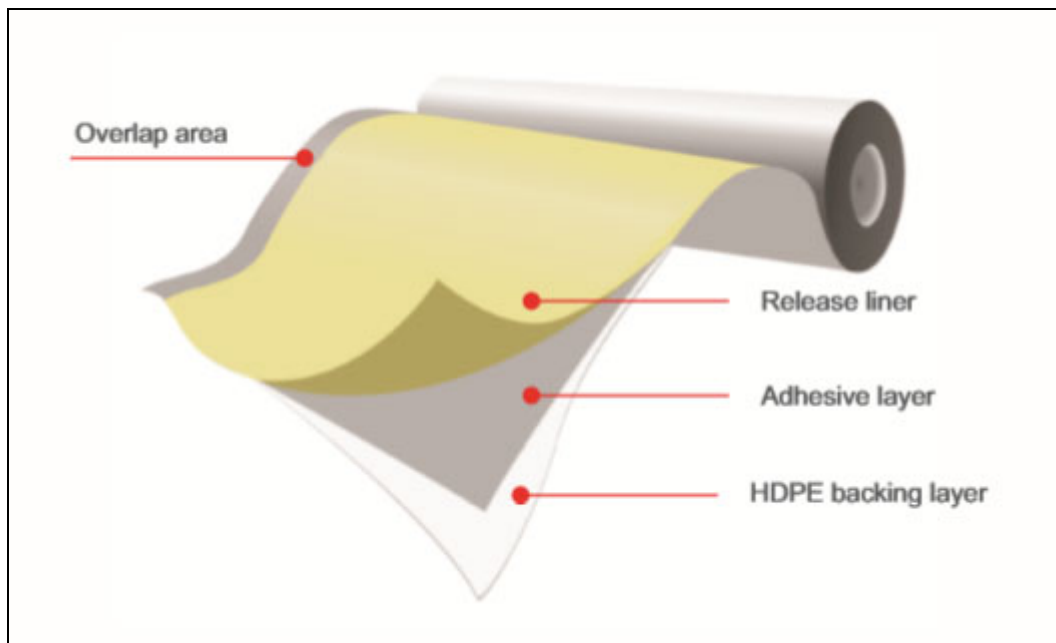
Pre-Applied, Fully Bonded HDPE Waterproof Membrane with Plain Finish



Roof Gard SA-15 SF [Sand Finishing Surfaces]



**Roof Gard SA-15 WSF [Without Sand Finishing Surfaces]
Roof Gard SA-15 PF [Plain Finishing Surfaces]**



**For Overlap Details & System of Profile
Roof Gard SA-15 [SF, WSF or PF]**

Model Type	Surfaces Finishes	Thickness	Width	Roll Length	Color
Roof Gard SA-15SF	With Sand	1.5mm [±0.1]	1.00/m	20/m	White & Black
Roof Gard SA-15WSF	Without Sand	1.5mm [±0.1]	1.00/m	20/m	White & Black
Roof Gard SA-15PF	Plain	1.5mm [±0.1]	1.00/m	20/m	White & Black

Mechanical Performance of Properties

Roof Gard SA

Effective Thickness		1.50 mm (±0.10)		3 Ranges Finishing
Weight Mass Per Unit Area		2.50 kg/m ² (±0.20)		
Length		20 m (-0%/+5%)		
Width		1 m (-0.5%/+1%)		
Tensile Strength	at 23°	15 Mpa		ASTM D412
Elongation Rate at Break	at 23°	>300%		ASTM D412
Peel Adhesion on Concrete	at 23°	>1.50 N/mm		ASTM D903
Tear Resistance of Nail Pole	at 23°	>400 N		ASTM D624
Joint Peel Resistance	at 23°	~ 700 N/m		ASTM D1876
Joint Shear Resistance	at 23°	>220 N [±10%]		ASTM E154
Resistance to Lateral Water Migration		70 m		ASTM D5385
Hydrostatic Pressure Resistance		0.70 Mpa, 1 hour no water leakage		ASTM D5385-1993
Foldability at Low Temperature		-30° Low Temperature	Un-affected	ASTM D1970-01
Foldability at Low Temperature		Cycling Over Crack	Pass	ASTM C836



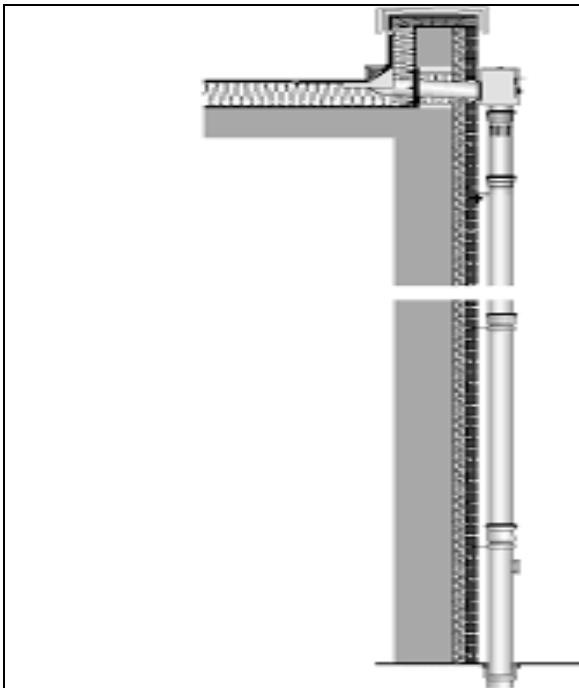
If Require of Roof Slab Expansion Joint Installation, the Recommended of Profile System



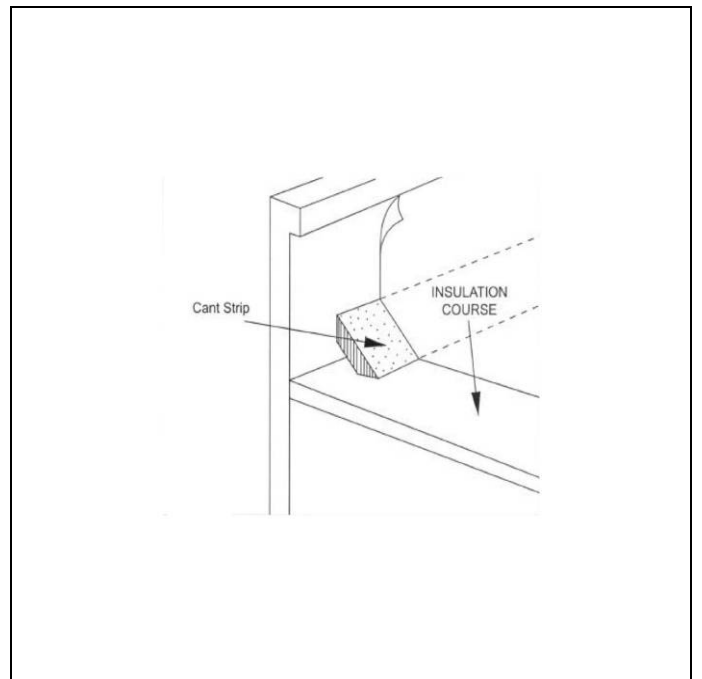
Install of Roof Gard SA for Roof Downpipe



Roof Gard SA Downpipe Profiles



Scupper Drain Details



Angel Filler Installation

Method of Preparation & Pre Dry Application
On Roof Slab or Podium Slab

- Step 01 **New Concrete Roof Slab** must cured at least 28 days and have with minimum Compressive Strength of 5,000 psi [35 Mpa]. Those cement slurry, plaster droppings, etc. must be remove, the surface of concrete free of oil, grease, and other loose particles and contamination's. Vacuum all dust and clean with water.
- Step 02 Apply layer of **Epo Cem** by roller, usually varies from 1.50-2.50/kg/m2 and allow drying for 12 hours.
- Step 03 Then laying of Roof Gard SA, pressed with rubber roller on the surfaces concrete, after removal of the release liner. **Roof Gard SA** overlapped on side to side or long edge end side is >80 mm.
- Remarks [i] If install of Roof Gard SA-15 WSF without sand finisher or Roof Gard SA-15PF plain finisher

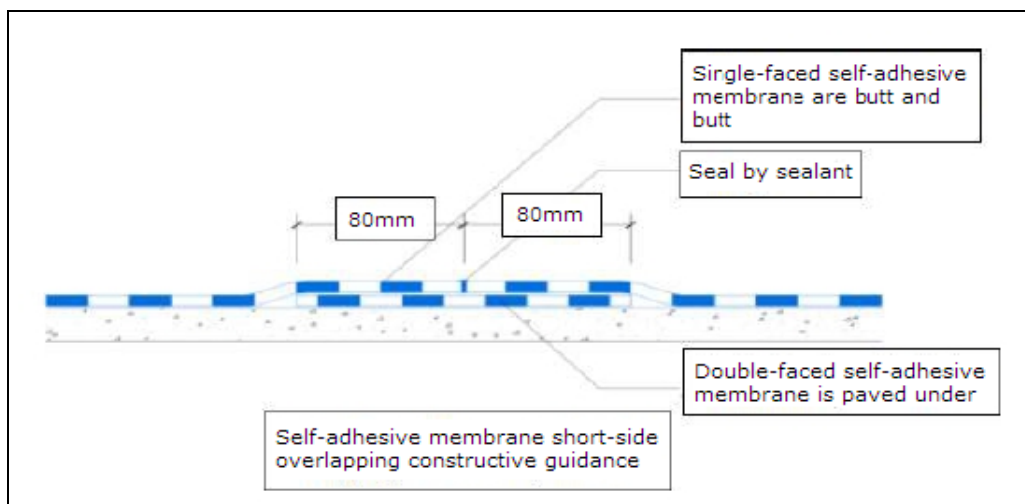
New casting of fresh concrete or cement sand screed or insulation board panel on protected, usually varies from min thickness 50mm is required

[ii] If install of Roof Gard SA-15 SF with sand finisher, for expose direct to sunlight

Method of Preparation & Pre Wet Application
On Basement or Underground Slab or Wall

- Step 01 **New Concrete Roof Slab** must cured at least 28 days and have with minimum Compressive Strength of 5,000 psi [35 Mpa]. Those cement slurry, plaster droppings, etc. must be remove, the surface of concrete free of oil, grease, and other loose particles and contamination's. Vacuum all dust and clean with water.
- Step 02 Apply layer of **Epo Bonding** by roller, usually varies from 0.50/kg/m2 and allow drying for 12 hours.
- Step 03 Then laying of Roof Gard SA, pressed with rubber roller on the surfaces concrete, after removal of the release liner. **Roof Gard SA** overlapped on side to side or long edge end side is >80 mm.
- Remarks [i] If install of Roof Gard SA-15 WSF without sand finisher or Roof Gard SA-15PF plain finisher

New casting of fresh concrete or cement sand screed or board panel on wall protected, usually varies from min thickness 50mm is required



Overlap of Roof Gard SA-15 [SF or WSF or PF]

Notes on Installation Limits

Installation works to be carried out only by **Roof Grad SA**
Registered Contractors for roofing.

Temperature limits for the installation of the membrane:

Substrate temperature: -30 °C min. / +60 °C max.

Ambient temperature: -20 °C min. / +60 °C max.

Installation of some ancillary products, e.g. contact adhesives / cleaners is limited to temperatures above +5 °C. Please observe information given by Product Data Sheets. Special measures may be compulsory for installation below +5 °C ambient temperature due to safety requirements in accordance with national regulations.

The General Term & Conditions

All recommendations for use of our product, whether given by us in writing, verbally, or to be implied from the results of tests carried out by us are based on the current state of our knowledge. Notwithstanding any such recommendations the Buyer shall remain responsible for satisfying himself that the products as supplied by us are suitable for this intended process or purpose. Since we cannot control the application, use or processing of the products, we cannot accept responsibility therefore. The Buyer shall ensure that the intended use of the products will not infringe any third party's intellectual property rights. We warrant that our products are free from defects in accordance with and subject to our general conditions of supply.

The above mentioned details Specified key data are individually checked throughout, guarantee, and included in the certificates of Analysis (CoAs). & Typical key data are spot checked, the value are typical for the product and are indicated for information only. The values are not guaranteed or included in the CoAs.

**LaMaCo System Sdn Bhd**

407, Jalan Perusahaan 6,

Taman Bandar Baru Mergong,

05150 Alor Setar, Kedah, Malaysia

Tel : +60-4-734 5555

Fax : +60-4-772 4444

Http : www.lamaco.com

Email : info@lamaco.com

IMPORTANT: While the information and data sheet contained in this promotional literature are presented in good faith and believed to be reliable, they do not constitute a part of our terms and conditions of sales unless specifically incorporated in our Order acknowledgement. Nothing herein shall be deemed to constitute a warranty, express or implied, that said information or data sheet are correct or that the products described are merchantable or fit for a particular purpose, or that said information, data sheet or products can be used without infringing patent of third parties.